

EDI
CHHINDWARA

E

D

U

V

I

B

E

ISSUE 8TH
EDITION
JULY-SEPTEMBER

2023

CAMPUS
E-MAGAZINE



FROM THE CENTER IN-CHARGE

Dreaming the future

The true learning lies in intent of the teacher and the learner, this magazine is a showcase of learning of students at FDDI CHHINDWARA, during the academic curriculum held between JULY-SEPTEMBER 2023. The magazine conceptualized by editorial team, reflects the efforts that we are putting in for imparting true learning and creating developing environment for the students and industry. The stories that has been covered in this edition revolve around the subject and workshop learning that students has done in recent past, in addition to the same academic workshops and alumni interface has been covered in the magazine in order to provide a real-time platform between students and alumni of the Institute.



Hope you'll like it

DR. PRADEEP KUMAR MANDAL
H.O.D-Fashion Design &
Center In-charge
FDDI, Chhindwara

FROM THE EDITORIAL TEAM

Welcome to the 8th edition of Edu-vibe JULY-SEPTEMBER 2023. These months has been departed with a good deal of countless cessation in terms of digital, cultural as well as social and physical activities.

The objective of this exercise was to provide a glimpse of all these the academic , cultural & sports events commemorated at FDDI, Chhindwara with great zeal, warmth and enthusiasm.

Our Institute magazine itself is a digital platform which prepares its contributors to actively participate in whaeveris going on around the students, which affects their thought process. They learn to express themselves confidently as their expression is given a rightful exposure.

Oversee the content and quality of magazine publications and ensure that features are tropical, interesting and informative. We look forward to you enjoying this edition.

-Team EDUVIBE

EDITORIAL BOARD




DR.PRADEEP MANDAL
CENTER IN-CHARGE
HOD FASHION DESIGN

MR.PRASHANT KUMAR SAXENA
FACULTY, FOOTWEAR
DEPARTMENT



MS.SHRADDHA JHALOYA
FACULTY,
FASHION DEPARTMENT



MRS.SHASHWATI BHOWMICK
SR.FACULTY
RETAIL MANAGEMENT



LITERARY CLUB



ANJALI SONI
(CONTENT EDITOR)



SIMRANT BAGHEL
(REVIEWER)



NANDNI KHATARKAR
(CONTENT WRITER)



GEET SONI
(CONTENT WRITER)



ANKIT NAGDE
(CONTENT EDITOR)

STUDENT COORDINATORS

Contents:

- 1. EDITOR'S NOTE**
- 2. HANDLOOM DAY**
- 3. INDEPENDANCE DAY**
- 4. SPORTS AND CULTURAL EVENTS**
- 5. TEACHER'S DAY**
- 6. KRISHNA JANMASHTAMI**
- 7. HINDI PAKHWARA**
- 8. GANESH CHATURTHI**
- 9. STUDENT CORNER**

H A Z Z D L O O M M D A Y





In India, National Handloom Day is observed annually on August 7th to honour the handloom weavers and their significant role in the country's economy and culture. Panipat is a city in the state of Haryana. It is known as the handloom Hub of India.

The city, also known as the City of Handlooms, is filled with manufacturers of handloom and textile products . Handloom Day celebration offer fashion students a multifaceted learning experience that encompasses cultural appreciation, sustainability, craftsmanship, and design inspiration.



These lessons can be invaluable in shaping their understanding of the fashion industry and their role as future fashion professionals committed to sustainable and culturally diverse fashion .so for the same In our college we have celebrated this function gracefully with Full of enthusiasm and also we have done alot of things for the handloom day.



As per we enjoyed the process of doing it. In this occasion students of FDDI represents the heritage of States according to there theme based on it. They also showcase hand made charkha, handloom , map and many more. With the help of some activities they also explain the importance and history of handloom day.



INDEPENDENCE DAY

INDEPENDENCE DAY reminds us of the sacrifices and courage all men and women took to free our country from the Britishers. This day we pay tribute to those freedom fighters who laid down their lives for the sake of the motherland.



We pay respect to those who made it a free nation for generations to come. We thank those men and women who did not bother about their happiness but instead thought of the honour of their mother country. Independence Day is celebrated on August 15 annually. It is one of the most important national festivals.

This year marks the 77th anniversary of the country's independence. In our college we celebrated independence day with full of pride and hoist the flag chanting national anthem with full pride in our heart. Flag was hoisted by Center in-charge Mr. Pradeep Mandal sir. After that we continued program with some cultural activities like desh bhagti geet, dance, drama, speech, poetry and many more. For the same we conclude our program with vote of thanks which is given by Mr. Pradeep Mandal sir.



SPORTS AND CULTURAL

The Footwear Design and Development Institute (FDDI) recently organized a Cultural & Sports Week, which was held from 28th August to 01st September. The event was a great opportunity for students to showcase their talents and engage in various sports activities.



The sports events included volleyball, kho kho, cricket, javelin, shot put, badminton, Carrom and tug of war. The competitions were intense, and students from different departments participated with great enthusiasm. The event provided a platform for students to showcase their skills and sportsmanship.





The event also included cultural activities such as singing, dancing, and drama performances. Students from different batches from footwear, fashion and retail participated and showcased the diverse cultural heritage of the country. The event helped to promote cultural diversity and encourage students to appreciate different cultures.

The Cultural & Sports Week was a great success, and it provided a platform for students to showcase their talents and learn new skills. The event was also an opportunity for students to interact with each other and form new friendships. The sports competitions helped to promote physical fitness and sportsmanship, while the cultural activities helped to promote cultural diversity and appreciation.

In conclusion, the Cultural & Sports Week organized by FDDI Chhindwara Sport Committee of Students & Staff was a great success and provided students with a platform to showcase their skills and learn new ones. The event helped to promote cultural diversity, physical fitness, and sportsmanship. Such events are essential in providing a holistic learning experience to students and preparing them for the challenges of the real world.

TEACHERS' DAY

“Instead of celebrating my birthday, it would be my proud privilege if September 5th is observed as Teachers’ Day,” Dr



Dr Sarvepalli Radhakrishnan had said these words and from then September 5th, observed as the Teachers’ Day is dedicated to our teachers, who have guided us and continue to

inspire us in being better and learned human beings.

Not just that, this day observes the birth anniversary of Dr Sarvepalli Radhakrishnan, an Indian philosopher and the first Vice President of India and the second President of India. It

was started in 1962, and since then tradition continues. To mark this day, FDDI students arranged teachers day celebration with some cultural and fun activ-



ities like games. The theme of the day for teachers was “Retro” based on that theme there was a fashion show for all the faculty members. The goal is to recall and remind the vital job of teachers and educators play in shaping student’s life and careers.

KRISHNA JANMASHTAMI

Janmashtami is celebrated as the birthday of Lord Krishna, one of the most powerful and famous reincarnations of Lord Vishnu. The blessings of Lord Krishna, Janmashtami was celebrated at FDDI chhindwara on 7th september, 2023 with mirth and joy. The fragrance of flowers, soothing aroma of camphor filled the air. While this religious importance is not lost, this day signifies a lot more to modern India, it signifies excitement, euphoria and a joyous spirit of enthrallment.



To celebrate the extraordinary bond between students, faculty and the Almighty, FDDI chhindwara took the opportunity to both jubilate and learn with the young minds. The students of foundation dressed up as lord Krishna and Radha, complete with flutes, peacock feathers and matkas. The premise was decorated beautifully and the spirit of festivity was enhanced with matki fod depicting childhood memory of Lord Krishna. The celebration that followed was truly entertaining and educating.



HINDI PAKHWADA

Hindi Pakhwada has organized at FDDI Chhindwara campus from 14 Sep'23 – 28 Sep'23, in which Hindi Samiti has organized various activity for students and Staff members.

On 14 Sep'23 Hindi Samiti has celebrated Hindi Diwas and organized opening ceremony of Hindi Pakhwada, during this event activity of TATKALIK BHASHAN has been organized in Chhindwara campus . Used Chit system for this activity students pick up chit from bowl

and given speech with in time limit. On 21 Sep

Second activity is organized for students

PRASHNOT-TARI PRATIYOGITA

/ QUIZ COMPETITION for all Students

of FDDI Chhindwara there are five different

rounds are in this activity samiti selected

8 groups total no of

participants are 32 students in this event and finalized the winner .On 25 sep Samiti has organized OBJECTIVE & WRITTEN TEST for

all staff members of FDDI Chhindwara Campus on General awareness of Hindi subjects and administrative term logy of Hindi.





Closing Ceremony of Hindi Pakhwada has organized on 27 Sep. On this Occasion Hindi samiti invited Chief Guest Sh Sitaram Sharma (President – Hindi Department) Rajmata Scindia Govt. Girls college- Chhindwara, Special Guest is Sh Avdesh Tiwari ji ,he is ret Speaker from All India Radio Chhindwara he also good writer and written so many books on various subjects, and another special Guest is Sh Mahendra kumar Tiwari (Teacher) from Govt H S School Malanwada S Chhindwara he is also Master Trainer and Content writer in MP Board . It was invited for their graceful presence. On this event Staff and students given Participation in Kavya Path(Poetry), Geet Gayan (Song) ,Tatkalik Bhashan (Speeches), Surprise Quiz activity, and soon, after declaration of result certificate distribution ceremony has done.



GANESH CHATURTHI

Ganesh Chaturthi, also called Vinayaka Chaturthi, in Hinduism, 10-day festival marking the birth of the elephant-headed lord Ganesha, the god of prosperity and wisdom. It begins on the fourth day (chaturthi) of the month of Bhadrapada (August–September)

FDDI chhindwara celebrated the festival from 19th sep 2023 to 28th sep 2023. At the start of the festival, idol of Ganesha was placed on raised platforms at our campus with decorated area. The worship begins with the pranapratishta, a ritual to invoke life in the idols, Amid the chanting of Vedic hymns from religious texts like the Ganesh Upanishad, the idol was anointed with red sandalwood paste and yellow and red flowers. Ganesha is also offered coconut, jaggery, and 21 modaks (sweet dumplings), considered to be Ganesha's favourite food.

At the conclusion of the festival, students with faculty members immerse (Visarjan) the idol which was carried to local rivers in huge processions accompanied by drumbeats, devotional singing, and dancing. There the idol immersed, (Visarjan) a ritual symbolizing Ganesha's homeward journey to Mount Kailas-the abode of his parents, Shiva and Parvati.



DRAPING COMPETITION

School of Fashion Design, Chhindwara campus, organized a Draping Competition for students of B. Des. FD, III & V semesters. The main objective is to develop students' draping skills and foster creativity and design exploration. It is a valuable hands-on experience in the world of fashion design. For 3rd semester, the theme was Rejuvenation techniques of Indian drapes, about finding a balance between preserving cultural heritages and infusing it with a fresh, contemporary vibe. Feel free to mix and match, experiment, and express a unique fashion perspective while respecting the rich traditions of Indian clothing.





For the 5th semester, the theme was Button Masala. It is an exciting and unconventional approach to garment construction

that challenges traditional sewing methods. It offers fashion designers the freedom to create garments that are not only visually striking but also highly adaptable and sustainable. Through these activities, students learn a valuable and creative technique for draping. This activity will help students stay focused and motivated, and continuously improve their skills as a fashion designers or enthusiast.



Mesmerizing journey in liquid art.

Resin artwork refers to a clear glossy and viscous substance that artists use as a medium or material in various form of art.

It is a versatile medium that can be used to create a wild range of art form, from jewellery and functional item like coaster and trays.

Resin art can resemble natural elements like water, waves or even gemstone. This connect to nature enhances its aesthetic appeal, as many people find natural beauty captivating.

The uniqueness of this art is one of a kind because of the fluid and unpredictable nature of the medium.

Resin art work often evokes emotions and feelings in viewers due to its unique visual qualities. The play of light on the glossy surface and the colours used can create an emotional resonance with the audience.


By:- Aayushi sahu



Hello everyone, i am shiffa mansuri
I have made this leather lamp during
my academics period. It is totally
a handmade product in this I have
used various materials like insole
board, mirrors , adhesive , bulb ,
wire and thermacol. The speciality
about this lamp is that is a aestheti-
cally soothing with a dim light range
which is pleasing on your eyes.....



In our latest issue of "Fashion Ele-
gance," meet Vanshika Bhalavi, a vi-
sionary from our foundation batch
who has redefined chic fashion. She's
crafted an iconic halter neck blouse
with a Prince cut, blending classic
and contemporary elements. This
piece adds elegance by highlighting
your shoulders and neckline, ensur-
ing a flattering fit that accentuates
your curves. However, the real magic
is in the meticulously designed back
detail, transforming this blouse into
a work of art. It's more than cloth-
ing; it's an expression of style, grace,
and confidence, perfect for every
occasion. Discover the allure of this
iconic piece today.



YOUNG DESIGNER'S

REPRESENTING FDDI

Final year student TEENA KHANDIAT from School of Fashion Design participated in "Heritage Culture India Shines Inside the Moving Metro: A Fashion Extravaganza on Wheels"

In an unprecedented display of creativity and cultural fusion, the "Heritage Culture India" and "Best Fashion Designer India" showcase took place inside a running metro train. This ground breaking event, organized by Twam Events and supported by Maha Metro Nagpur under the "Celebration on Wheels" project, brought together 120 volunteers, including children aged 3 to 12, who walked the aisle of the moving train.

The event featured a dazzling array of cultural costumes, with designers from Race Academy and Akar College Management for Women presenting their exquisite designs. Teena Khandait, a final-year student at the School of Fashion Design, FDDI Chhind-

wara, made her mark as a professional designer, while Sarosh Mehta, Kalyani Borkar, Javed Ansari, and Dheeraj Dagor showcased their unique sequences.

Nityanand Tiwari, a corporate trainer at Twam Events, served as the curator, while Priti Swamy led the project with unwavering dedication. The choreography was expertly handled by Khizar Husain, and makeup partners Megha Kapoor Amesar and Glitter Glaze Bhakti added the finishing touches to the models' looks.



Aspiring fashion designers and students were given the theme "Blend of Heritage & Culture" to create costumes, providing a platform for their innovative designs. These budding talents were judged and rewarded with trophies, certificates, and gift hampers, leaving them inspired to continue their creative journeys.

The esteemed jury and guests included Pravin Melwani, Vivek Nanoti, Rozina Rana, Rajesh Tiwari, Hemant Kubade, Vinita Bhatia, Mohini Maidmwar, and Sushma Gaikwad. A special guest appearance was made by Gaurav Chati, known for his contributions to the background music of the movie "Gadar 2."

The event's route covered the Gaddi Godam Metro Station to Khapri, and back to Gaddi Godam, delighting approximately 250 spectators who bore witness to this historic event within a moving train. Importantly, the entire event adhered to the norms and guidelines set by Maha-Metro Nagpur.

The "Heritage Culture India" showcase inside a running metro train is a testament to the creativity, passion, and innovation within the fashion industry. Teena Khandait, a final-year student at the School

of Fashion Design, FDDI Chhindwara, played a significant role as a designer in this remarkable event, leaving an indelible mark on the world of fashion.




Final year student PRAJKTA NATOTE created a semi-formal dress for the metro fashion show, with the theme being heritage culture. I decided to incorporate some traditional motifs into my semi-formal dress. The reel will showcase the entire process."



Handloom Day celebration offer fashion students a multifaceted learning experience that encompasses cultural appreciation, sustainability, craftsmanship, and design inspiration. These lessons can be invaluable in shaping their understanding of the fashion industry and their role as future fashion professionals committed to sustainable and culturally diverse fashion

This is a Black and White (graphite medium) artwork on A4 sheet (cartridge sheet) Year - 2022. By Shikhar Kubde... Insta handle-@captaintred_artist. This is an copy artwork from Brazilian artist - Fabiano Millani. This original artwork was made in year 2021 - it is actually a oil painting with hyperrealistic touch.....




I am kumkum Soni illustration inspiration by Pinterest. process make a hand sketch and colour rendering designed Lehenga Vaishali silk, Lehenga Work Printed Fabric With Gota Patti and Tassels Work, teaching materials used pencil, Acrylic colour, white and blue, golden and silver pen ..!!



In the ancient Sanskrit language of Hinduism and Buddhism, mandala means “circle.” Traditionally, a mandala is a geometric design or pattern that represents the cosmos or deities in various heavenly worlds. “It's all about finding peace in the symmetry of the design and of the universe,” says artist Saudamini Madra.

by pratiksha vishwakarma foundation



IMPACT OF THE FASHION INDUSTRY ON OUR ENVIRONMENT

The fashion industry has a significant impact on the environment, contributing to various environmental issues.

Here are some of the key environmental impacts associated with the fashion industry and potential solutions:

1. Water Pollution and Usage:

- Issue: Textile dyeing and finishing processes often involve the use of large quantities of water and toxic chemicals, leading to water pollution and excessive water consumption.
- Solutions:
 - Waterless Dyeing Technologies: Develop and adopt innovative dyeing technologies that use less water and chemicals, such as digital printing and air-dyeing.
 - Water Treatment: Invest in effective water treatment systems to minimize the release of pollutants into waterways.
 - Sustainable Dyes: Promote the use of eco-friendly and biodegradable dyes.

2. Waste Generation:

- Issue: The fashion industry generates a significant amount of waste, including textile scraps, unsold inventory, and discarded clothing.

- Solutions:
- Circular Fashion: Shift to a circular economy model, which emphasizes recycling, upcycling, and reusing materials and products.
- Reducing Overproduction: Produce clothing in smaller quantities, aligning production with actual demand.
- Take-Back Programs: Implement clothing take-back and recycling programs to encourage consumers to return old clothing for recycling or resale.

3. Greenhouse Gas Emissions:

- Issue: The fashion industry contributes to greenhouse gas emissions through manufacturing, transportation, and energy-intensive processes.
- Solutions:
- Sustainable Materials: Use eco-friendly materials such as organic cotton, hemp, and recycled fibers, which have a lower carbon footprint.
- Energy Efficiency: Adopt renewable energy sources and improve energy efficiency in manufacturing processes and supply chains.
- Local Sourcing: Reduce transportation-related emissions by sourcing materials and production closer to consumers.

4. Chemical Pollution:

- Issue: Harmful chemicals are used in textile production and can have detrimental effects on both the environment and human health.
- Solutions:
- Chemical Management: Implement strict chemical management protocols to reduce the use of hazardous substances and adopt safer alternatives.
- Certifications: Look for certifications like OEKO-TEX Standard 100 or GOTS (Global Organic Textile Standard) to ensure products are free from harmful chemicals.

5. Land Use and Biodiversity:

- Issue: Land is often cleared for cotton farming, and chemical-intensive agriculture can harm ecosystems and biodiversity.

- Solutions:

- Sustainable Farming Practices: Promote organic and regenerative farming practices that reduce the environmental impact of cotton production.

- Alternatives to Cotton: Explore alternatives to conventional cotton, such as organic cotton or innovative plant-based fibers like Tencel and Piñatex.

6. Microplastic Pollution:

- Issue: Synthetic fibers shed microplastic particles into waterways when clothing is washed.

- Solutions:

- Filtration Systems: Install microfiber filtration systems in washing machines to capture microplastics.

- Use Natural Fibers: Choose natural fibers like cotton, linen, and hemp, which shed fewer microplastics.

7. Consumer Awareness:

- Issue: Many consumers are unaware of the environmental impact of fashion and may prioritize fast fashion over sustainable alternatives.

- Solutions:

- Education: Raise awareness about sustainable fashion practices and the importance of making informed, eco-conscious choices.

- Transparency: Encourage transparency in the supply chain, providing consumers with information about a product's environmental and ethical credentials.

Addressing these environmental issues in the fashion industry requires a concerted effort from all stakeholders, including consumers, fashion brands, manufacturers, and policymakers.

THE CREATIVE WORLD OF AUTODESK: DESIGNING THE FUTURE STORE LAYOUT

Retail store design is a crucial aspect of the shopping experience. A well-planned store layout can significantly impact customer satisfaction, sales, and overall brand perception. In today's competitive retail landscape, it's essential to create visually appealing and functional spaces that not only showcase products but also provide a seamless and enjoyable shopping journey for customers. To achieve this, many designers and retailers turn to Autodesk, a leading software company known for its powerful design and visualization tools. Autodesk's suite of software products, such as AutoCAD, Revit, 3ds Max, and Maya, can be leveraged to design and develop a retail store layout. The various features and capabilities of these tools can be used to create a retail store layout that maximizes space utilization and enhances the overall shopping experience. Autodesk is a renowned software company that caters to a wide range of industries, including architecture, engineering, and design. Their suite of software products offers powerful tools for creating 2D and 3D designs, animations, and visualizations. Autodesk that are commonly used in retail store design-

- AutoCAD
- Revit
- 3ds Max
- Maya



The Power of Autodesk in Retail Store Design. Store Layout Planning Autodesk software, particularly AutoCAD and Revit, provides designers with the tools needed to create detailed store layouts. This includes defining the placement of racks, shelves, display units, checkout counters, and more. These tools enable precise planning, ensuring that every inch of space is utilized effectively

- Optimizing Space Utilization
- Experimenting with Design Options
- Lighting and Material Simulation
- Realistic Renderings
- Precise Execution



Designing an Active Wear Retail Store

Step 1: Conceptualization and Planning

Before diving into the digital design process, it's crucial to start with a clear vision and plan for the active wear retail store. This includes defining the target audience, brand identity, and overall store concept. Once these aspects are in place, you can proceed with the following steps:

- Store Size and Location
- Space Allocation
- Design Themes and Aesthetics

Step 2 Creating a Detailed Floor Plan with AutoCAD

AutoCAD is an excellent tool for creating precise 2D floor plans and layouts. Steps to be followed-

- Import Existing Floor Plans.
- Define Scale.
- Draw Walls and Dividers.
- Place Fixtures and Displays.
- Design Layout Variations.
- Annotation and Documentation.

Step 3: Moving to Revit for 3D Modelling and BIM

While AutoCAD excels at 2D planning, Revit takes store design to the next level with 3D modelling and BIM capabilities. Transition to Revit:

- Import AutoCAD Drawings
- Create 3D Models
- Furniture and Fixtures
- Lighting and Materials
- BIM Data
- Collaboration

Conclusion

Autodesk's software suite streamlines the design and execution of retail store layouts.



By NIDHI MALVIYA, KARAN PIPARDE, NIKHILESH RAO

EDU-VIBE

FDDI

FOOTWEAR DESIGN & DEVELOPMENT INSTITUTE
MINISTRY OF COMMERCE & INDUSTRY , GOVT OF INDIA
AN INSTITUTE OF NATIONAL IMPORTANCE , FDDI ACT 2017
FDDI CHHINDWARA , IMLIKHERA SQUARE , CHHINDWARA ,M.P. (480001)